

G-Suite access from home

1. To access G-Suite from home, go to www.google.co.uk and sign in to Google (top right of screen) with your c2k email address: c2kusername@c2ken.net

One account. All of Google.

Sign in with your Google Account

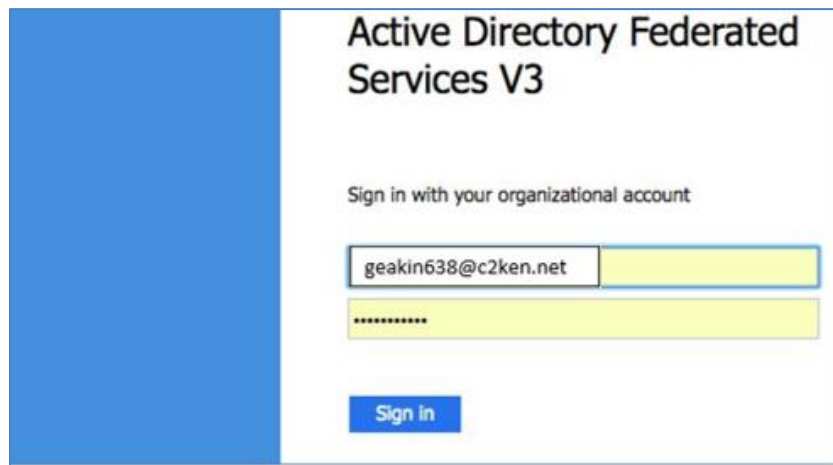


geakin638@c2ken.net

Next

Find my account

2. On the next screen enter your c2k username and your c2k password:
From there you are then signed into Google and can use apps such as Drive and Classroom



Active Directory Federated Services V3

Sign in with your organizational account

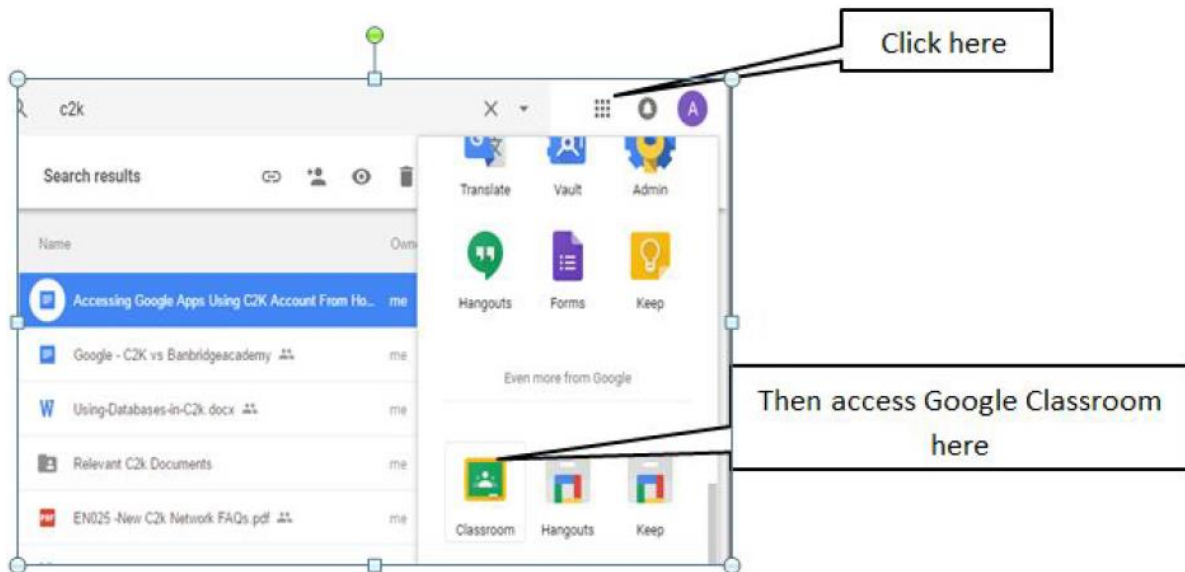
geakin638@c2ken.net

Sign in

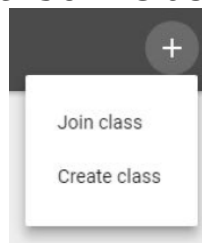
To access Google Drive/Classroom on a personal device, simply download the relevant apps and then sign in using your C2K credentials as shown above.

Accessing a Google Classroom

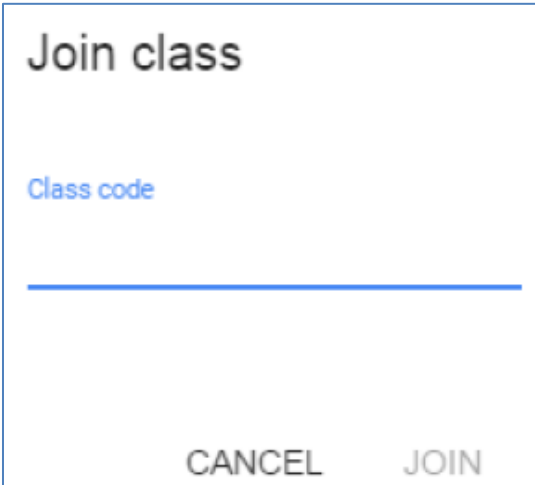
1. You will need to be signed into Google first as shown on page 1.
2. Go to Google Classroom (try a Google Search to find it, or access it through the apps rubix cube when in Google Drive as shown below)



3. Click on the "+" symbol at the top right hand side of the Google Classroom home page and select "Join Class"



4. You must then enter the class code which your teacher has given you.



The image shows a screenshot of the "Join class" dialog box. The title "Join class" is at the top. Below it, the text "Class code" is displayed in blue. A blue horizontal line indicates the input field for the class code. At the bottom, there are two buttons: "CANCEL" and "JOIN".